

AGENDA
SHAKOPEE PUBLIC UTILITIES COMMISSION
REGULAR MEETING
January 16, 2018

1. **Call to Order** at 5:00pm in the SPUC Service Center, 255 Sarazin Street.
2. **Approval of Minutes**
3. **Communications**
4. **Approve the Agenda**
5. **Approval of Consent Business**
6. **Bills: Approve Warrant List**
 - 6a) January 2, 2018
 - 6b) January 16, 2018
7. **Liaison Report**
8. **Reports: Water Items**
 - 8a) Water System Operations Report – Verbal
 - C=> 8b) Quarterly Nitrate Report – Advisory
9. **Reports: Electric Items**
 - 9a) Electric System Operations Report – Verbal
 - 9b) December 2017 MMPA Board Meeting Public Summary
 - 9c) Designation of MMPA Alternate Representative
 - 9d) Residential Clean Energy Choice Program
10. **Reports: Human Resources**
11. **Reports: General**
 - 11a) Public Agenda Packet via Website
 - C=> 11b) SPU Website Analytics - Update
12. **New Business**
13. **Tentative Dates for Upcoming Meetings**

- Regular Meeting	--	February 5
- Mid Month Meeting	--	February 20 (Tuesday)
- Regular Meeting	--	March 5
- Mid Month Meeting	--	March 19
14. **Adjourn to 2/5/18** at the SPUC Service Center, 255 Sarazin Street

MINUTES
OF THE
SHAKOPEE PUBLIC UTILITIES COMMISSION
(Regular Meeting)

President Amundson called the regular session of the Shakopee Public Utilities Commission to order at the Shakopee Public Utilities meeting room at 5:00 P.M., December 18, 2017.

MEMBERS PRESENT: Commissioners Joos, Amundson, Hennen and Weyer. Also present, Liaison Mocol, Utilities Manager Crooks, Finance Director Schmid, Planning & Engineering Director Adams, Line Superintendent Drent, Water Superintendent Schemel and Marketing/Customer Relations Director Walsh.

Motion by Joos, seconded by Weyer to approve the minutes of the December 4, 2017 Commission meeting. Motion carried.

There were no Communication items.

President Amundson offered the agenda for approval.

Motion by Weyer seconded by Hennen to approve the agenda as presented. Motion carried.

Motion by Weyer, seconded by Hennen to approve the Consent Business agenda as presented. Motion carried.

President Amundson stated that the Consent Items were: Item 8b: Monthly Water Production Dashboard and Item 11e: November 2017 Financial Results.

The warrant listing for bills paid December 18, 2017 was presented.

Motion by Joos, seconded by Weyer to approve the warrant listing dated December 18, 2017 as presented. Motion carried.

Liaison Mocol presented her report. Ms. Mocol reviewed several items, including finalizing the 2018 City Budget, annexation, the Windermere development and the amendment to the City's Comprehensive Plan.

Water Superintendent Schemel provided a report of current water operations. A broken water valve replacement was discussed. The railroad was advised of the work to be done.

Item 8b: Monthly Water Production Dashboard was received under Consent Business

Line Superintendent Drent provided a report of current electric operations. Three electric outages were reviewed. Project updates were provided. The apprentice linemen training program was discussed.

Utilities Manager Crooks reviewed the 2017 SPU donations made to community organizations.

Marketing/Customer Relations Director Walsh reviewed the front counter redesign. This is being planned to accommodate a third Customer Service Representative, increase privacy for customers and address security issues with the present design for the counter.

Mr. Schemel advised the Commission that agenda packets will be available to the general public via the SPU website beginning in 2018.


Mr. Crooks provided an update with the E-Billing project and will provide a detailed implementation schedule for the remaining portion of the project beginning in March 2018.

Item 11e: November 2017 Financial Results was received under Consent Business.

The designation of MMPA Alternate Representative was discussed by Mr. Crooks. Past Commissioner Helkamp had served in that capacity. The appointment will be made at a future Commission meeting.

The Commission Meeting for January 2 was canceled with the next scheduled Commission Meeting being January 16.

Motion by Weyer, seconded by Joos to adjourn to the January 16, 2018 meeting. Motion carried.



Commission Secretary: John R. Crooks





SHAKOPEE PUBLIC UTILITIES COMMISSION

"Lighting the Way - Yesterday, Today and Beyond"

8b

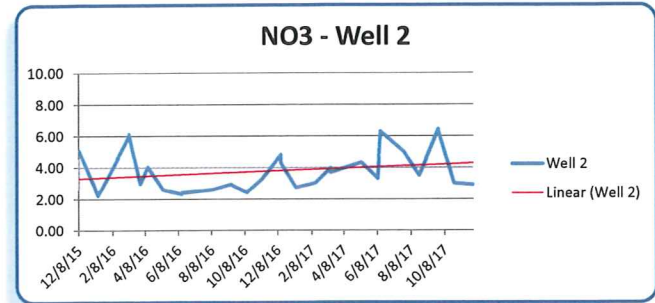
MEMORANDUM

TO: John R. Crooks, Utilities Manager 
FROM: Lon R. Schemel, Water Superintendent 
SUBJECT: Nitrate Results Update -- Advisory
DATE: January 8, 2018

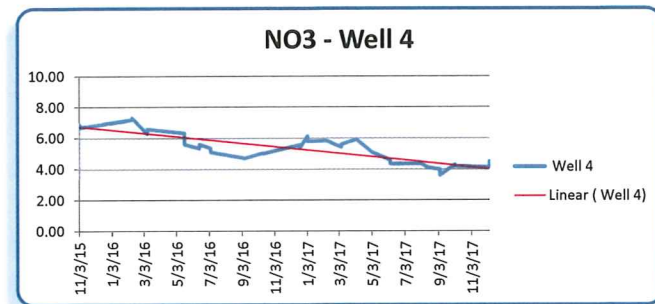
Attached are the latest nitrate test results for the wells. The analyses provided are for the prior 2 years of data collected with trend graphs.

Shakopee Public Utilities Commission
Water Department
Nitrate Results
Reported in mg/L

Location	Sample Collected	Results Received	Results	Lab	Run Time
2	12/8/15	2/1/16	5.04	MVTL	132 hrs prior
2	1/12/16	1/25/16	2.22	MVTL	220 hrs prior
2	3/8/16	3/14/16	5.93	MVTL	168 hrs prior
2	3/8/16	8/30/16	6.10	MDH	
2	3/29/16	4/4/16	2.96	MVTL	312 hrs prior
2	4/12/16	4/19/16	4.05	MVTL	48 hrs prior
2	5/10/16	5/16/16	2.60	MVTL	144 hrs prior
2	5/10/16	6/2/16	2.60	MDH	
2	6/14/16	6/20/16	2.32	MVTL	168 hrs prior
2	6/14/16	7/22/16	2.40	MDH	
2	8/9/16	8/22/16	2.60	MVTL	132 hrs prior
2	9/13/16	9/28/16	2.94	MVTL	168 hrs prior
2	9/13/16	10/24/16	2.90	MDH	
2	10/11/16	10/17/16	2.42	MVTL	192 hrs prior
2	11/8/16	11/17/16	3.28	MVTL	168 hrs prior
2	12/13/16	12/19/16	4.82	MVTL	192 hrs prior
2	12/13/16	2/9/17	4.30	MDH	
2	1/10/17	1/20/17	2.73	MVTL	168 hrs prior
2	2/14/17	3/6/17	3.02	MVTL	168 hrs prior
2	3/14/17	3/23/17	3.98	MVTL	168 hrs prior
2	3/14/17	4/24/17	3.70	MDH	
2	5/9/17	5/25/17	4.33	MVTL	168 hrs prior
2	6/8/17	6/28/17	3.30	MDH	168 hrs prior
2	6/8/17	7/27/17	3.40	MDH	
2	6/13/17	6/20/17	6.28	MVTL	192 hrs prior
2	7/25/17	8/1/17	5.00	MVTL	192 hrs prior
2	8/22/17	8/28/17	3.50	MVTL	168 hrs prior
2	9/26/17	10/4/17	6.42	MVTL	168 hrs prior
2	9/26/17	10/20/17	6.30	MDH	
2	10/24/17	11/17/17	3.00	MVTL	168 hrs prior
2	11/28/17	12/11/17	2.90	MVTL	168 hrs prior



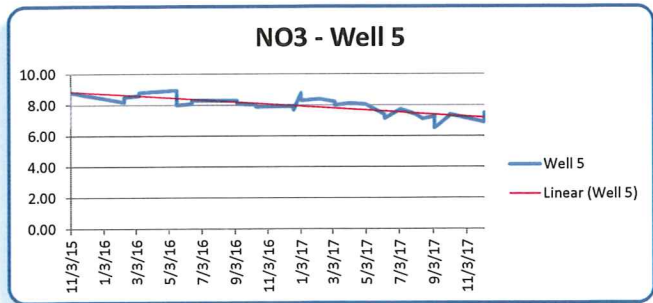
4	11/3/15	11/9/15	6.85	MVTL	168 hrs prior
4	11/3/15	4/29/16	6.70	MDH	
4	2/9/16	2/16/16	7.18	MVTL	112 hrs prior
4	2/9/16	4/29/16	7.30	MDH	
4	3/8/16	3/14/16	6.31	MVTL	144 hrs prior
4	3/8/16	8/30/16	6.60	MDH	
4	5/17/16	5/25/16	6.33	MVTL	168 hrs prior
4	5/17/16	11/10/16	5.60	MDH	
4	6/14/16	6/20/16	5.35	MVTL	168 hrs prior
4	7/5/16	7/12/16	5.37	MVTL	168 hrs prior
4	7/5/16	11/10/16	5.10	MDH	
4	6/14/16	7/22/16	5.60	MDH	
4	9/6/16	9/12/16	4.73	MVTL	220 hrs prior
4	9/6/16	2/9/17	4.70	MDH	
4	10/11/16	10/17/16	5.04	MVTL	168 hrs prior
4	10/11/16	11/10/16	5.00	MDH	
4	12/20/16	12/27/16	5.57	MVTL	168 hrs prior
4	12/20/16	2/9/17	5.40	MDH	
4	1/3/17	1/16/17	6.15	MVTL	168 hrs prior
4	1/3/17	5/4/17	5.80	MDH	
4	2/7/17	2/14/17	5.84	MVTL	168 hrs prior
4	3/7/17	3/16/17	5.42	MVTL	168 hrs prior
4	3/7/17	4/24/17	5.60	MDH	
4	4/4/17	4/10/17	5.91	MVTL	168 hrs prior
4	5/2/17	5/10/17	5.10	MVTL	168 hrs prior
4	6/5/17	7/27/17	4.60	MDH	
4	6/6/17	6/14/17	4.33	MVTL	168 hrs prior
4	7/5/17	7/20/17	4.35	MVTL	168 hrs prior
4	8/1/17	8/7/17	4.35	MVTL	168 hrs prior
4	8/14/17	10/20/17	4.10	MDH	
4	9/5/17	9/26/17	3.99	MVTL	168 hrs prior
4	9/5/17	9/26/17	3.60	MDH	
4	10/3/17	10/20/17	4.29	MVTL	168 hrs prior
4	10/3/17	11/17/17	4.20	MDH	
4	12/5/17	12/22/17	4.12	MVTL	192 hrs prior
4	12/5/17	1/8/18	4.50	MDH	



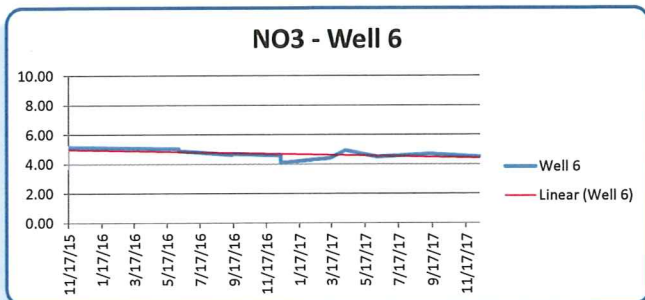
MVTL = Minnesota Valley Testing Laboratories
MDH = Minnesota Department of Health
TCWC = Twin City Water Clinic

Shakopee Public Utilities Commission
Water Department
Nitrate Results
Reported in mg/L

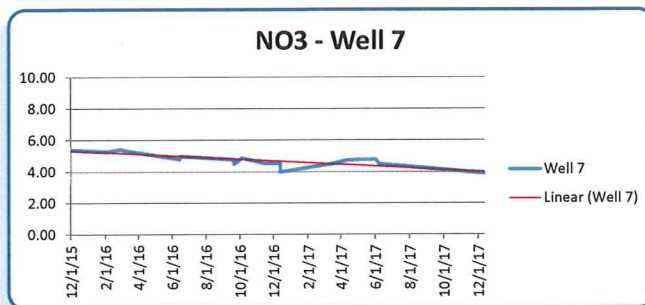
Location	Sample Collected	Results Received	Results	Lab	Run Time
5	11/3/15	11/9/15	8.78	MVTL	112 hrs prior
5	11/3/15	4/29/16	8.80	MDH	
5	2/9/16	2/16/16	8.18	MVTL	434 hrs prior
5	2/9/16	4/29/16	8.50	MDH	
5	3/8/16	3/14/16	8.62	MVTL	288 hrs prior
5	3/8/16	8/30/16	8.80	MDH	
5	5/17/16	5/25/16	8.96	MVTL	168 hrs prior
5	5/17/16	11/10/16	8.00	MDH	
5	6/14/16	6/20/16	8.08	MVTL	168 hrs prior
5	6/14/16	7/22/16	8.30	MDH	
5	9/6/16	9/12/16	8.30	MVTL	96 hrs prior
5	9/6/16	2/9/17	8.10	MDH	
5	10/11/16	10/17/16	8.03	MVTL	168 hrs prior
5	10/11/16	11/10/16	7.90	MDH	
5	12/20/16	12/27/16	7.94	MVTL	168 hrs prior
5	12/20/16	2/9/17	7.70	MDH	
5	1/3/17	1/16/17	8.80	MVTL	168 hrs prior
5	1/3/17	5/4/17	8.30	MDH	
5	2/7/17	2/14/17	8.39	MVTL	168 hrs prior
5	3/7/17	3/18/17	8.22	MVTL	168 hrs prior
5	3/7/17	4/24/17	8.00	MDH	
5	4/4/17	4/10/17	8.12	MVTL	168 hrs prior
5	5/2/17	5/10/17	8.04	MVTL	168 hrs prior
5	6/5/17	7/27/17	7.40	MDH	
5	6/6/17	6/14/17	7.12	MVTL	168 hrs prior
5	7/5/17	7/20/17	7.74	MVTL	168 hrs prior
5	8/1/17	8/7/17	7.40	MVTL	168 hrs prior
5	8/14/17	10/20/17	7.10	MDH	
5	9/5/17	9/26/17	7.27	MVTL	168 hrs prior
5	9/5/17	9/26/17	6.50	MDH	
5	10/3/17	10/20/17	7.33	MVTL	168 hrs prior
5	10/3/17	11/17/17	7.40	MDH	
5	12/5/17	12/22/17	6.89	MVTL	192 hrs prior
5	12/5/17	1/8/18	7.50	MDH	



6	11/17/15	11/23/15	5.15	MVTL	144 hrs prior
6	6/7/16	6/14/16	5.04	MVTL	195 hrs prior
6	6/7/16	7/22/16	4.90	MDH	
6	9/13/16	9/28/16	4.64	MVTL	216 hrs prior
6	9/13/16	10/24/16	4.70	MDH	
6	12/13/16	12/19/16	4.60	MVTL	240 hrs prior
6	12/13/16	2/9/17	4.10	MDH	
6	3/14/17	4/24/17	4.40	MDH	168 hrs prior
6	4/11/17	4/17/17	4.94	MVTL	168 hrs prior
6	6/8/17	7/27/17	4.50	MDH	168 hrs prior
6	9/12/17	10/20/17	4.70	MDH	168 hrs prior
6	12/12/17	1/8/18	4.50	MDH	168 hrs prior



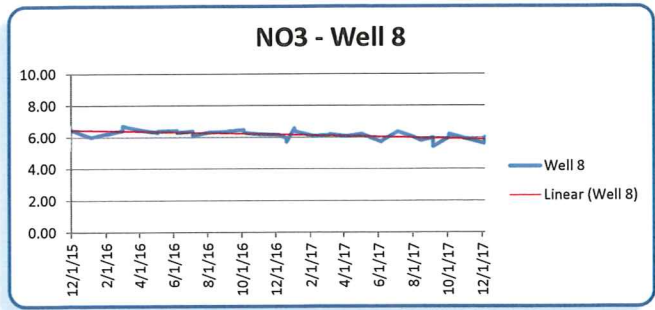
7	12/1/15	12/15/15	5.41	MVTL	352 hrs prior
7	2/2/16	2/8/16	5.29	MVTL	192 hrs prior
7	3/1/16	3/8/16	5.45	MVTL	140 hrs prior
7	3/1/16	8/30/16	5.40	MDH	
7	6/14/16	6/20/16	4.81	MVTL	188 hrs prior
7	6/14/16	7/22/16	5.00	MDH	
7	9/20/16	9/28/16	4.79	MVTL	216 hrs prior
7	9/20/16	10/24/16	4.50	MDH	
7	10/4/16	10/12/16	4.89	MVTL	216 hrs prior
7	11/15/16	11/21/16	4.55	MVTL	168 hrs prior
7	12/13/16	12/19/16	4.55	MVTL	240 hrs prior
7	12/13/16	2/9/17	4.00	MDH	
7	3/14/17	4/24/17	4.50	MDH	168 hrs prior
7	4/11/17	4/17/17	4.74	MVTL	168 hrs prior
7	6/1/17	7/27/17	4.80	MDH	168 hrs prior
7	6/8/17	7/27/17	4.50	MDH	168 hrs prior
7	9/12/17	10/3/17	4.20	MDH	168 hrs prior
7	12/12/17	1/8/18	3.90	MDH	168 hrs prior



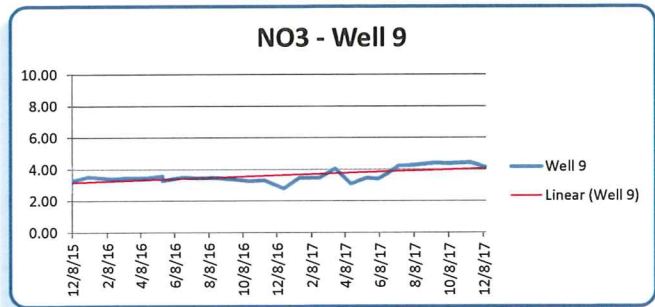
MVTL = Minnesota Valley Testing Laboratories
MDH = Minnesota Department of Health
TCWC = Twin City Water Clinic

Shakopee Public Utilities Commission
Water Department
Nitrate Results
Reported in mg/L

Location	Sample Collected	Results Received	Results	Lab	Run Time
8	12/1/15	12/15/15	6.46	MVTL	312 hrs prior
8	1/5/16	1/13/16	6.00	MVTL	96 hrs prior
8	2/2/16	2/8/16	6.24	MVTL	144 hrs prior
8	2/2/16	4/29/16	6.20	MDH	
8	3/1/16	3/8/16	6.43	MVTL	96 hrs prior
8	3/1/16	8/30/16	6.70	MDH	
8	4/5/16	4/22/16	6.46	MVTL	336 hrs prior
8	5/3/16	5/9/16	6.30	MVTL	124 hrs prior
8	5/3/16	11/10/16	6.40	MDH	
8	6/7/16	6/14/16	6.44	MVTL	310 hrs prior
8	6/7/16	7/22/16	6.30	MDH	
8	7/5/16	7/12/16	6.40	MVTL	190 hrs prior
8	7/5/16	11/10/16	6.10	MDH	
8	8/2/16	8/9/16	6.33	MVTL	192 hrs prior
8	9/6/16	9/12/16	6.36	MVTL	140 hrs prior
8	9/6/16	2/9/17	6.40	MDH	
8	10/4/16	10/12/16	6.48	MVTL	168 hrs prior
8	10/4/16	11/10/16	6.30	MDH	
8	11/1/16	11/7/16	6.20	MVTL	144 hrs prior
8	12/6/16	12/12/16	6.17	MVTL	216 hrs prior
8	12/20/16	12/27/16	5.95	MVTL	168 hrs prior
8	12/20/16	2/9/17	5.70	MDH	
8	1/3/17	1/16/17	6.59	MVTL	168 hrs prior
8	1/3/17	5/4/17	6.40	MDH	
8	2/7/17	2/14/17	6.08	MVTL	168 hrs prior
8	3/7/17	3/18/17	6.16	MVTL	168 hrs prior
8	3/7/17	4/24/17	6.20	MDH	
8	4/4/17	4/10/17	6.07	MVTL	216 hrs prior
8	5/2/17	5/10/17	6.22	MVTL	168 hrs prior
8	6/6/17	6/14/17	5.71	MVTL	168 hrs prior
8	6/8/17	7/27/17	5.80	MDH	168 hrs prior
8	7/5/17	7/20/17	6.36	MVTL	144 hrs prior
8	8/1/17	8/7/17	6.03	MVTL	216 hrs prior
8	8/14/17	10/20/17	5.80	MDH	
8	9/5/17	9/26/17	5.98	MVTL	216 hrs prior
8	9/5/17	9/26/17	5.40	MDH	
8	10/3/17	10/20/17	6.00	MVTL	168 hrs prior
8	10/3/17	11/17/17	6.20	MDH	
8	12/5/17	12/22/17	5.61	MVTL	192 hrs prior
8	12/5/17	1/8/18	6.00	MDH	



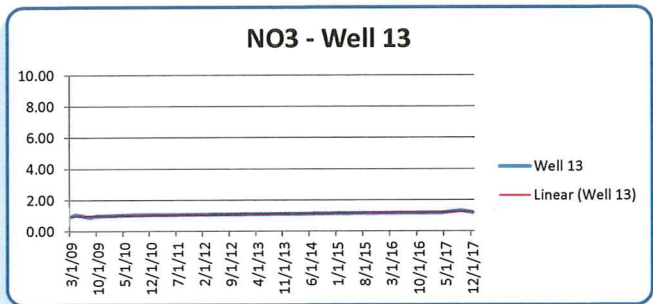
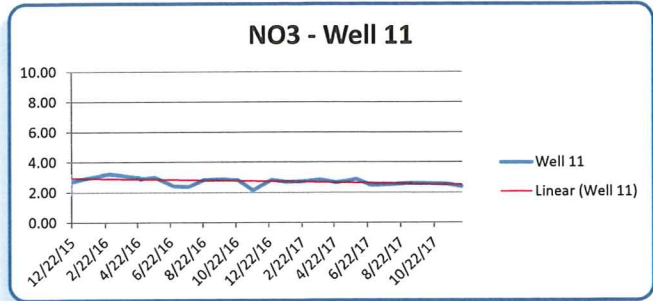
9	12/8/15	2/1/16	3.28	MVTL	144 hrs prior
9	1/5/16	1/13/16	3.54	MVTL	168 hrs prior
9	2/16/16	2/23/16	3.40	MVTL	312 hrs prior
9	3/15/16	3/21/16	3.48	MVTL	168 hrs prior
9	4/19/16	4/25/16	3.48	MVTL	168 hrs prior
9	5/17/16	5/25/16	3.58	MVTL	212 hrs prior
9	5/17/16	6/2/16	3.30	MDH	
9	6/21/16	6/28/16	3.51	MVTL	144 hrs prior
9	7/19/16	7/25/16	3.47	MVTL	168 hrs prior
9	8/16/16	8/22/16	3.49	MVTL	192 hrs prior
9	9/20/16	9/28/16	3.39	MVTL	240 hrs prior
9	10/18/16	10/24/16	3.27	MVTL	168 hrs prior
9	11/15/16	11/21/16	3.32	MVTL	168 hrs prior
9	12/20/16	12/27/16	2.81	MVTL	144 hrs prior
9	1/17/17	1/27/17	3.49	MVTL	168 hrs prior
9	2/21/17	3/3/17	3.46	MVTL	168 hrs prior
9	3/21/17	3/27/17	4.06	MVTL	168 hrs prior
9	4/18/17	4/24/17	3.09	MVTL	168 hrs prior
9	5/16/17	5/25/17	3.47	MVTL	168 hrs prior
9	6/5/17	6/28/17	3.40	MDH	168 hrs prior
9	6/20/17	6/27/17	3.69	MVTL	168 hrs prior
9	7/11/17	7/20/17	4.23	MVTL	144 hrs prior
9	8/8/17	8/14/17	4.27	MVTL	168 hrs prior
9	9/12/17	9/26/17	4.40	MVTL	132 hrs prior
9	10/10/17	10/20/17	4.38	MVTL	144 hrs prior
9	11/14/17	11/21/17	4.43	MVTL	168 hrs prior
9	12/12/17	12/22/17	4.14	MVTL	168 hrs prior



MVTL = Minnesota Valley Testing Laboratories
MDH = Minnesota Department of Health
TCWC = Twin City Water Clinic

Shakopee Public Utilities Commission
Water Department
Nitrate Results
Reported in mg/L

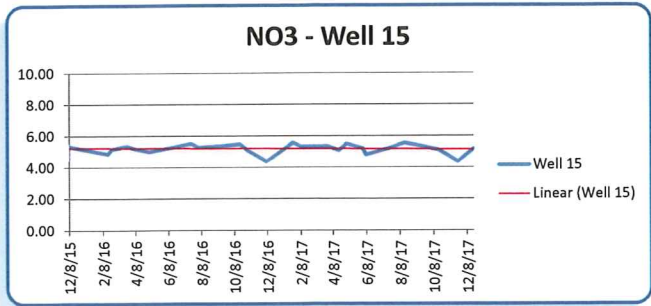
Location	Sample Collected	Results Received	Results	Lab	Run Time
10	4/17/12	4/20/12	< 1.00	TCWC	158 hrs prior
10	1/21/14	1/29/14	< 1.00	TCWC	144 hrs prior
10	3/25/14	4/1/14	3.61	MVTL	96 hrs prior
10	4/23/14	5/7/14	< 0.20	MVTL	24 hrs prior
10	4/23/14	6/16/14	< 0.05	MDH	*
10	6/16/15	6/26/15	< 0.05	MVTL	144 hrs prior
10	4/11/17	4/17/17	< 0.05	MVTL	168 hrs prior
11	12/22/15	12/30/15	2.71	MVTL	168 hrs prior
11	1/12/16	1/25/16	2.92	MVTL	192 hrs prior
11	2/23/16	2/29/16	3.20	MVTL	132 hrs prior
11	3/1/16	3/8/16	3.23	MVTL	60 hrs prior
11	4/26/16	5/2/16	2.99	MVTL	192 hrs prior
11	4/26/16	5/26/16	2.90	MDH	
11	5/24/16	6/2/16	3.02	MVTL	264 hrs prior
11	6/28/16	7/6/16	2.42	MVTL	216 hrs prior
11	7/26/16	8/1/16	2.40	MVTL	126 hrs prior
11	8/23/16	8/31/16	2.85	MVTL	168 hrs prior
11	9/27/16	10/3/16	2.89	MVTL	168 hrs prior
11	10/25/16	10/31/16	2.84	MVTL	192 hrs prior
11	11/22/16	12/1/16	2.15	MVTL	216 hrs prior
11	12/27/16	1/4/17	2.86	MVTL	168 hrs prior
11	1/24/17	2/7/17	2.72	MVTL	216 hrs prior
11	2/28/17	3/8/17	2.77	MVTL	168 hrs prior
11	3/28/17	4/3/17	2.87	MVTL	168 hrs prior
11	4/25/17	5/4/17	2.67	MVTL	216 hrs prior
11	5/23/17	5/30/17	2.83	MVTL	168 hrs prior
11	6/1/17	6/15/17	2.90	MDH	192 hrs prior
11	6/27/17	7/5/17	2.50	MVTL	168 hrs prior
11	7/11/17	7/20/17	2.50	MVTL	168 hrs prior
11	8/8/17	8/14/17	2.55	MVTL	168 hrs prior
11	9/12/17	9/26/17	2.62	MVTL	168 hrs prior
11	10/10/17	10/20/17	2.61	MVTL	144 hrs prior
11	11/14/17	11/21/17	2.57	MVTL	168 hrs prior
11	12/12/17	12/22/17	2.39	MVTL	168 hrs prior
12	12/17/13	12/23/13	3.01	TCWC	144 hrs prior
12	1/21/14	1/29/14	1.70	TCWC	168 hrs prior
12	2/4/14	2/10/14	2.21	TCWC	144 hrs prior
12	4/23/14	5/7/14	1.27	MVTL	192 hrs prior
12	4/23/14	6/16/14	1.30	MDH	*
12	8/12/14	8/20/14	2.10	MVTL	162 hrs prior
12	9/23/14	10/2/14	2.28	MVTL	132 hrs prior
12	10/13/15	10/19/15	2.35	MVTL	126 hrs prior
12	4/11/17	4/17/17	0.92	MVTL	168 hrs prior
12	9/5/17	9/26/17	0.72	MVTL	168 hrs prior
12	12/5/17	12/22/17	0.72	MVTL	168 hrs prior
13	3/12/09	3/26/09	0.96	MVTL	46 hrs prior
13	4/14/09	4/27/09	1.10	MVTL	60 hrs prior
13	8/4/09	8/12/09	0.90	MVTL	1013 hrs prior
13	9/24/09	10/5/09	0.98	MVTL	51 hrs prior
13	7/14/10	7/27/10	1.07	MVTL	42 hrs prior
13	3/11/11	3/16/11	1.08	MVTL	100 hrs prior
13	4/11/17	4/17/17	1.19	MVTL	48 hrs prior
13	9/5/17	9/26/17	1.35	MVTL	128 hrs prior
13	12/5/17	12/22/17	1.20	MVTL	168 hrs prior
14	3/11/11	3/16/11	< 0.20	MVTL	90 hrs prior
14	2/12/13	2/19/13	Absent	TCWC	126 hrs prior
14	1/21/14	1/29/14	< 1.00	TCWC	168 hrs prior
14	4/23/14	5/7/14	< 0.20	MVTL	24 hrs prior
14	4/23/14	6/16/14	< 0.05	MDH	*
14	4/11/17	4/17/17	< 0.05	MVTL	20 hrs prior
14	9/5/17	9/26/17	< 0.05	MVTL	24 hrs prior
14	12/5/17	12/22/17	< 0.05	MVTL	168 hrs prior



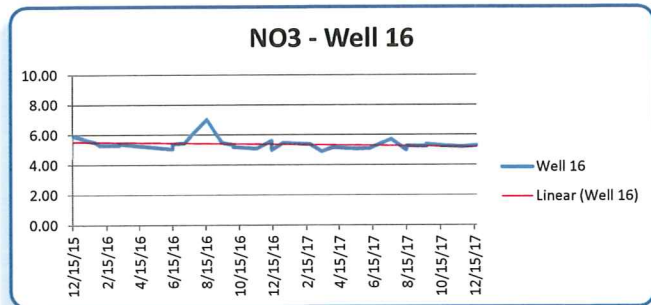
MVTL = Minnesota Valley Testing Laboratories
MDH = Minnesota Department of Health
TCWC = Twin City Water Clinic

Shakopee Public Utilities Commission
Water Department
Nitrate Results
Reported in mg/L

Location	Sample Collected	Results Received	Results	Lab	Run Time
15	12/8/15	2/1/16	5.33	MVTL	168 hrs prior
15	2/16/16	2/23/16	4.86	MVTL	144 hrs prior
15	2/23/16	2/29/16	5.16	MVTL	172 hrs prior
15	3/22/16	3/28/16	5.36	MVTL	72 hrs prior
15	4/5/16	4/22/16	5.20	MVTL	144 hrs prior
15	5/3/16	5/9/16	5.00	MVTL	288 hrs prior
15	5/3/16	5/26/16	5.00	MDH	
15	7/19/16	7/25/16	5.52	MVTL	144 hrs prior
15	8/2/16	8/9/16	5.29	MVTL	120 hrs prior
15	9/27/16	10/3/16	5.41	MVTL	216 hrs prior
15	10/18/16	10/24/16	5.48	MVTL	216 hrs prior
15	11/1/16	11/7/16	5.08	MVTL	192 hrs prior
15	12/6/16	12/12/16	4.38	MVTL	168 hrs prior
15	1/24/17	2/7/17	5.58	MVTL	168 hrs prior
15	2/7/17	2/14/17	5.34	MVTL	168 hrs prior
15	3/28/17	4/3/17	5.35	MVTL	168 hrs prior
15	4/18/17	4/24/17	5.08	MVTL	168 hrs prior
15	5/2/17	5/10/17	5.50	MVTL	144 hrs prior
15	6/1/17	6/15/17	5.20	MDH	168 hrs prior
15	6/6/17	6/14/17	4.80	MVTL	168 hrs prior
15	7/18/17	7/24/17	5.20	MVTL	168 hrs prior
15	8/15/17	8/21/17	5.54	MVTL	168 hrs prior
15	9/19/17	9/26/17	5.32	MVTL	168 hrs prior
15	10/17/17	11/1/17	5.10	MVTL	168 hrs prior
15	11/21/17	12/11/17	4.36	MVTL	168 hrs prior
15	12/19/17	12/27/17	5.17	MVTL	192 hrs prior



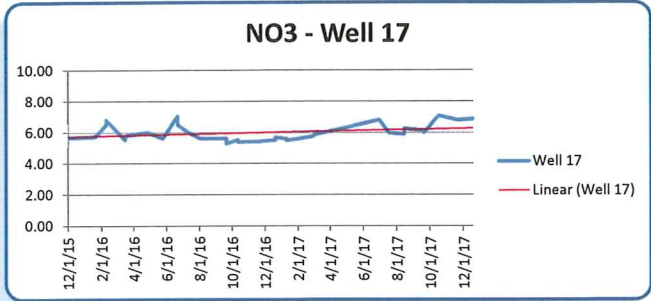
16	12/15/15	12/21/15	5.92	MVTL	144 hrs prior
16	1/26/16	2/1/16	5.48	MVTL	120 hrs prior
16	2/2/16	2/8/16	5.29	MVTL	312 hrs prior
16	2/2/16	4/29/16	5.30	MDH	
16	3/8/16	3/14/16	5.30	MVTL	168 hrs prior
16	3/8/16	8/30/16	5.40	MDH	
16	6/14/16	6/20/16	5.05	MVTL	360 hrs prior
16	6/14/16	7/22/16	5.40	MDH	
16	7/5/16	7/12/16	5.45	MVTL	312 hrs prior
16	8/16/16	8/22/16	7.01	MVTL	120 hrs prior
16	9/13/16	9/28/16	5.50	MVTL	168 hrs prior
16	9/13/16	10/24/16	5.50	MDH	
16	10/4/16	10/12/16	5.35	MVTL	168 hrs prior
16	10/4/16	11/10/16	5.20	MDH	
16	11/15/16	11/21/16	5.10	MVTL	144 hrs prior
16	12/13/16	12/19/16	5.63	MVTL	312 hrs prior
16	12/13/16	2/9/17	5.00	MDH	
16	1/3/17	1/16/17	5.49	MVTL	168 hrs prior
16	2/21/17	3/3/17	5.39	MVTL	168 hrs prior
16	3/14/17	4/24/17	4.90	MDH	168 hrs prior
16	4/4/17	4/10/17	5.17	MVTL	168 hrs prior
16	5/16/17	5/25/17	5.07	MVTL	168 hrs prior
16	6/8/17	7/27/17	5.10	MDH	168 hrs prior
16	7/18/17	7/24/17	5.72	MVTL	168 hrs prior
16	8/14/17	10/20/17	5.00	MDH	
16	8/15/17	8/21/17	5.28	MVTL	168 hrs prior
16	9/19/17	9/26/17	5.25	MVTL	168 hrs prior
16	9/19/17	10/20/17	5.40	MDH	
16	10/17/17	11/1/17	5.29	MVTL	168 hrs prior
16	11/21/17	12/11/17	5.21	MVTL	168 hrs prior
16	12/19/17	12/27/17	5.29	MVTL	192 hrs prior



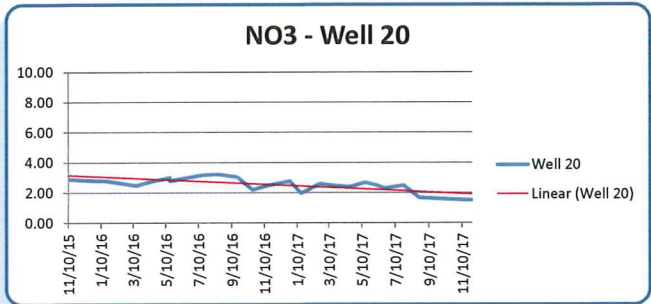
MVTL = Minnesota Valley Testing Laboratories
MDH = Minnesota Department of Health
TCWC = Twin City Water Clinic

Shakopee Public Utilities Commission
Water Department
Nitrate Results
Reported in mg/L

Location	Sample Collected	Results Received	Results	Lab	Run Time
17	12/1/15	12/15/15	5.67	MVTL	168 hrs prior
17	1/19/16	1/26/16	5.73	MVTL	144 hrs prior
17	2/9/16	2/16/16	6.51	MVTL	180 hrs prior
17	2/9/16	4/29/16	6.80	MDH	
17	3/15/16	3/21/16	5.52	MVTL	288 hrs prior
17	3/15/16	8/30/16	5.80	MDH	
17	4/26/16	5/2/16	6.02	MVTL	172 hrs prior
17	5/24/16	6/2/16	5.63	MVTL	144 hrs prior
17	6/21/16	6/20/16	7.04	MVTL	312 hrs prior
17	6/21/16	8/30/16	6.50	MDH	
17	7/12/16	7/18/16	5.98	MVTL	216 hrs prior
17	7/12/16	11/10/16	6.00	MDH	
17	8/2/16	8/9/16	5.62	MVTL	120 hrs prior
17	9/20/16	9/28/16	5.64	MVTL	216 hrs prior
17	9/20/16	10/24/16	5.30	MDH	
17	10/11/16	10/17/16	5.54	MVTL	144 hrs prior
17	10/11/16	11/10/16	5.40	MDH	
17	11/22/16	12/1/16	5.44	MVTL	192 hrs prior
17	12/20/16	12/27/16	5.53	MVTL	192 hrs prior
17	12/20/16	2/9/17	5.70	MDH	
17	1/10/17	1/20/17	5.61	MVTL	168 hrs prior
17	1/10/17	5/4/17	5.50	MDH	
17	2/28/17	3/8/17	5.75	MVTL	168 hrs prior
17	3/7/17	3/18/17	6.05	MVTL	168 hrs prior
17	3/7/17	4/24/17	5.90	MDH	
17	6/30/17	7/27/17	6.80	MDH	168 hrs prior
17	7/18/17	7/24/17	5.97	MVTL	168 hrs prior
17	8/14/17	10/20/17	5.90	MDH	
17	8/15/17	8/21/17	6.27	MVTL	168 hrs prior
17	9/19/17	9/26/17	6.13	MVTL	168 hrs prior
17	9/19/17	10/20/17	6.00	MDH	
17	10/17/17	11/17/17	7.06	MVTL	168 hrs prior
17	11/21/17	12/11/17	6.79	MVTL	168 hrs prior
17	12/19/17	12/27/17	6.85	MVTL	192 hrs prior



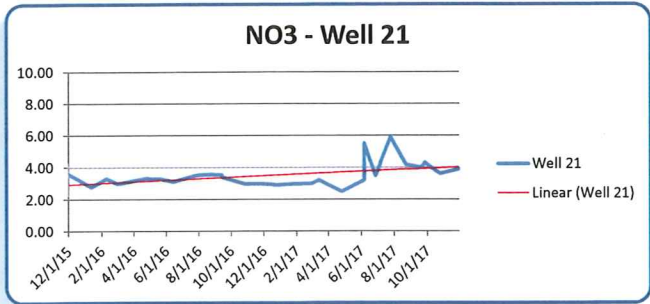
20	11/10/15	11/16/15	2.90	MVTL	288 hrs prior
20	12/8/15	2/1/16	2.83	MVTL	120 hrs prior
20	1/19/16	1/26/16	2.78	MVTL	165 hrs prior
20	3/15/16	3/21/16	2.48	MVTL	162 hrs prior
20	4/19/16	4/25/16	2.81	MVTL	216 hrs prior
20	5/17/16	5/25/16	3.02	MVTL	120 hrs prior
20	5/17/16	6/2/16	2.80	MDH	
20	6/21/16	6/28/16	3.03	MVTL	768 hrs prior
20	7/19/16	7/25/16	3.19	MVTL	144 hrs prior
20	8/16/16	8/22/16	3.23	MVTL	159 hrs prior
20	9/20/16	9/28/16	3.05	MVTL	216 hrs prior
20	10/18/16	10/24/16	2.20	MVTL	144 hrs prior
20	11/15/16	11/21/16	2.49	MVTL	192 hrs prior
20	12/27/16	1/4/17	2.79	MVTL	168 hrs prior
20	1/17/17	1/27/17	1.97	MVTL	168 hrs prior
20	2/21/17	3/3/17	2.60	MVTL	168 hrs prior
20	3/21/17	3/27/17	2.47	MVTL	168 hrs prior
20	4/18/17	4/24/17	2.40	MVTL	168 hrs prior
20	5/16/17	5/25/17	2.68	MVTL	168 hrs prior
20	6/5/17	6/28/17	2.50	MDH	144 hrs prior
20	6/20/17	6/27/17	2.30	MVTL	168 hrs prior
20	7/25/17	8/1/17	2.49	MVTL	144 hrs prior
20	8/22/17	8/28/17	1.67	MVTL	192 hrs prior
20	9/26/17	10/4/17	1.61	MVTL	168 hrs prior
20	10/24/17	11/17/17	1.56	MVTL	168 hrs prior
20	11/28/17	12/11/17	1.51	MVTL	168 hrs prior



MVTL = Minnesota Valley Testing Laboratories
MDH = Minnesota Department of Health
TCWC = Twin City Water Clinic

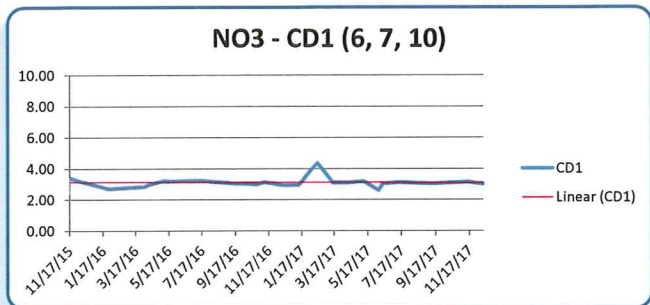
Shakopee Public Utilities Commission
Water Department
Nitrate Results
Reported in mg/L

Location	Sample Collected	Results Received	Results	Lab	Run Time
21	12/1/15	12/15/15	3.57	MVTL	165 hrs prior
21	1/12/16	1/25/16	2.77	MVTL	368 hrs prior
21	2/9/16	2/16/16	3.31	MVTL	144 hrs prior
21	3/1/16	3/8/16	2.98	MVTL	160 hrs prior
21	4/26/16	5/2/16	3.35	MVTL	165 hrs prior
21	4/26/16	5/26/16	3.30	MDH	
21	5/21/16	6/2/16	3.29	MVTL	312 hrs prior
21	6/14/16	6/20/16	3.12	MVTL	144 hrs prior
21	7/26/16	8/1/16	3.52	MVTL	211 hrs prior
21	8/23/16	8/31/16	3.57	MVTL	162 hrs prior
21	9/13/16	9/28/16	3.54	MVTL	216 hrs prior
21	9/13/16	10/24/16	3.40	MDH	
21	10/26/16	11/7/16	2.97	MVTL	120 hrs prior
21	11/22/16	12/1/16	2.98	MVTL	120 hrs prior
21	12/20/16	12/27/16	2.94	MVTL	144 hrs prior
21	12/20/16	2/9/17	2.90	MDH	
21	1/24/17	2/7/17	2.97	MVTL	168 hrs prior
21	2/28/17	3/8/17	2.98	MVTL	168 hrs prior
21	3/14/17	4/24/17	3.20	MDH	168 hrs prior
21	4/25/17	5/4/17	2.48	MVTL	168 hrs prior
21	6/6/17	6/28/17	3.20	MDH	144 hrs prior
21	6/6/17	7/27/17	5.50	MDH	
21	6/27/17	7/5/17	3.48	MVTL	168 hrs prior
21	7/25/17	8/1/17	5.90	MVTL	144 hrs prior
21	8/22/17	8/28/17	4.18	MVTL	192 hrs prior
21	9/19/17	10/20/17	4.00	MDH	
21	9/26/17	10/4/17	4.29	MVTL	168 hrs prior
21	10/24/17	11/17/17	3.61	MVTL	168 hrs prior
21	11/28/17	12/11/17	3.90	MVTL	168 hrs prior



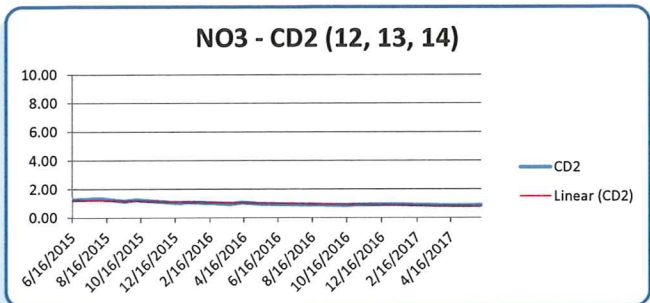
Combined Discharge - Wells 6-7-10

CD 1	11/17/15	11/23/15	3.39	MVTL	160 hrs prior
CD 1	1/26/16	2/1/16	2.71	MVTL	168 hrs prior
CD 1	3/31/16	4/22/16	2.83	MVTL	211 hrs prior
CD 1	4/12/16	4/19/16	3.01	MVTL	180 hrs prior
CD 1	5/10/16	5/16/16	3.25	MVTL	120 hrs prior
CD 1	5/10/16	6/2/16	3.20	MDH	
CD 1	6/21/16	6/28/16	3.23	MVTL	162 hrs prior
CD 1	7/12/16	7/18/16	3.26	MVTL	212 hrs prior
CD 1	8/9/16	8/22/16	3.17	MVTL	165 hrs prior
CD 1	9/13/16	9/28/16	3.07	MVTL	168 hrs prior
CD 1	10/25/16	10/31/16	3.01	MVTL	144 hrs prior
CD 1	11/8/16	11/17/16	3.14	MVTL	368 hrs prior
CD 1	12/13/16	12/18/16	2.95	MVTL	168 hrs prior
CD 1	1/10/17	1/20/17	2.96	MVTL	168 hrs prior
CD 1	2/14/17	3/6/17	4.35	MVTL	168 hrs prior
CD 1	3/14/17	3/23/17	3.11	MVTL	168 hrs prior
CD 1	4/11/17	4/17/17	3.11	MVTL	120 hrs prior
CD 1	5/9/17	5/25/17	3.19	MVTL	212 hrs prior
CD 1	6/5/17	6/28/17	2.60	MDH	168 hrs prior
CD 1	6/13/17	6/20/17	3.03	MVTL	168 hrs prior
CD 1	7/11/17	7/20/17	3.12	MVTL	168 hrs prior
CD 1	8/8/17	8/14/17	3.08	MVTL	168 hrs prior
CD 1	9/12/17	9/26/17	3.03	MVTL	168 hrs prior
CD 1	10/10/17	10/20/17	3.09	MVTL	168 hrs prior
CD 1	11/14/17	11/21/17	3.16	MVTL	168 hrs prior
CD 1	12/12/17	12/22/17	3.00	MVTL	168 hrs prior




Combined Discharge - Wells 12-13-14

CD 2	6/16/2015	6/26/2015	1.26	MVTL	126 hrs prior
CD 2	8/4/2015	8/10/2015	1.35	MVTL	168 hrs prior
CD 2	9/15/2015	9/22/2015	1.15	MVTL	144 hrs prior
CD 2	10/6/2015	10/14/2015	1.25	MVTL	208 hrs prior
CD 2	12/22/2015	12/30/2015	1.03	MVTL	168 hrs prior
CD 2	1/5/2016	1/13/2016	1.08	MVTL	192 hrs prior
CD 2	2/23/2016	2/29/2016	1.03	MVTL	208 hrs prior
CD 2	3/22/2016	3/28/2016	0.96	MVTL	288 hrs prior
CD 2	4/12/2016	4/19/2016	1.07	MVTL	120 hrs prior
CD 2	5/10/2016	5/16/2016	0.98	MVTL	165 hrs prior
CD 2	5/10/2016	6/2/2016	0.97	MDH	
CD 2	7/12/2016	7/18/2016	0.93	MVTL	170 hrs prior
CD 2	10/11/2016	10/17/2016	0.87	MVTL	168 hrs prior
CD 2	11/8/2016	11/17/2016	0.91	MVTL	168 hrs prior
CD 2	1/10/2017	1/20/2017	0.92	MVTL	216 hrs prior
CD 2	4/11/2017	4/17/2017	0.85	MVTL	144 hrs prior
CD 2	6/8/2017	6/28/2017	0.86	MDH	144 hrs prior



MVTL = Minnesota Valley Testing Laboratories
MDH = Minnesota Department of Health
TCWC = Twin City Water Clinic

**SHAKOPEE PUBLIC UTILITIES
MEMORANDUM**

TO: SHAKOPEE PUBLIC UTILITIES COMMISSION
FROM: JOHN R. CROOKS, UTILITIES MANAGER 
SUBJECT: DECEMBER 2017 MMPA BOARD MEETING SUMMARY
DATE: JANUARY 10, 2018

The Board of Directors of the Minnesota Municipal Power Agency (MMPA) met on December 19, 2017 at the offices of Shakopee Public Utilities in Shakopee, Minnesota.


Participation in MMPA's Residential Clean Energy Choice program increased 9%, with more than 100 new customers signing up for the program. Customer penetration of MMPA's Clean Energy Choice program for residential customers increased to 2.5%, with a range of market penetration by members of 1.2% to 5.5%.

The Board approved MMPA's budget and rates for 2018. The budgeted average rate to members for 2018 is \$75.15 MWh, a 1.1% increase over the 2017 budget.

The Board discussed the status of the renewable projects that the Agency is pursuing. The Buffalo Solar project is nearing completion.

The Board elected the following officers for 2018: John Crooks – Chair, Matt Podhradsky – Vice Chair, Brian Frandle – Secretary and Troy Adams – Treasurer.

**SHAKOPEE PUBLIC UTILITIES
MEMORANDUM**

TO: SHAKOPEE PUBLIC UTILITIES COMMISSION
FROM: JOHN R. CROOKS, UTILITIES MANAGER 
SUBJECT: INTERIM MMPA REPRESENTATIVE ALTERNATE
DATE: JANUARY 10, 2017

ISSUE –

The Shakopee Public Utilities Commission should appoint an interim Alternate Representative to the MMPA Board.

BACKGROUND –

Our wholesale power provider, Minnesota Municipal Power Agency (MMPA), is governed by a Board of Directors. The Board consists of voting members, referred to as Representatives and non-voting members, referred to as Alternates. These members are made up of both technical staff and policy makers from each member Utility. Each member Utility is allowed one Representative and one Alternate.

DISCUSSION –

Presently, the Utilities Manager is appointed as the SPU Representative. Commissioner Helkamp was appointed as our Alternate. Therefore the Alternate position has been open since early November. Even as the Utilities Manager also currently serves as the Chair of the MMPA Board, it is important to have a person assigned as Alternate.

The reasons for the Alternate is two-fold. The first being this person attends the monthly Board meetings and is therefore up-to-date on the issues and information before the MMPA Board. This provides the opportunity to have two points of view concerning the issues. The second reason is more obvious; to be present when the Utilities Manager is unable to attend.

REQUEST –

To make an interim appointment to the MMPA Board of Directors as the SPU Alternate. This would be an interim position until the first Commission meeting in April.




9d

SHAKOPEE PUBLIC UTILITIES

"Lighting the Way – Yesterday, Today and Beyond"

January 11, 2018

TO: John Crooks, Utilities Manager 
FROM: Sharon Walsh, Director of Marketing and Customer Relations 
SUBJECT: Clean Energy Choice 2018 Residential Launch

We are prepared to officially launch the 2018 Residential Clean Energy Choice program.

The previous Eco Energy program was closed and removed from all customer accounts effective 12/31/17.

In November, a letter was sent to all Eco Energy customers informing them of this action and information about the Clean Energy Choice (CEC) replacement program was shared. The customers had three options available to them: they could elect to not enroll in CEC; they could enroll at one of three levels of their choice, or they could take no action and we would automatically enroll them at 100% for \$3 additional each month.

January 10th was the cut-off for enrollment in January. Enrollment or cancellation requests will need to be received by the 10th of each month to make that month's billing. If it is received after the 10th, the addition/deletion will occur with the next month's billing.

After working with the enrollment database and ensuring we have all customers, new and converted Eco Energy customers, the breakdown of the inaugural Clean Energy Choice customers is as follows:

188 people enrolled at 100%
12 people enrolled at 75%
25 people enrolled at 50%


Continued promotion of the CEC program includes two more months of imprinted billing envelopes, a second bill stuffer mailing, a PSA ad or article in the SVN, as well as office staff wearing "Ask Me About Clean Energy Choice" t-shirts at the service center on Fridays.

ACTION: No action is required by the Commission.

Post Office Box 470 • 255 Sarazin Street • Shakopee, Minnesota 55379-0470
(952) 445-1988 • Fax (952) 445-7767 • www.spucweb.com

**SHAKOPEE PUBLIC UTILITIES
MEMORANDUM**

TO: SHAKOPEE PUBLIC UTILITIES COMMISSION
FROM: JOHN R. CROOKS, UTILITIES MANAGER
SUBJECT: PUBLIC AGENDA PACKETS
DATE: JANUARY 11, 2018



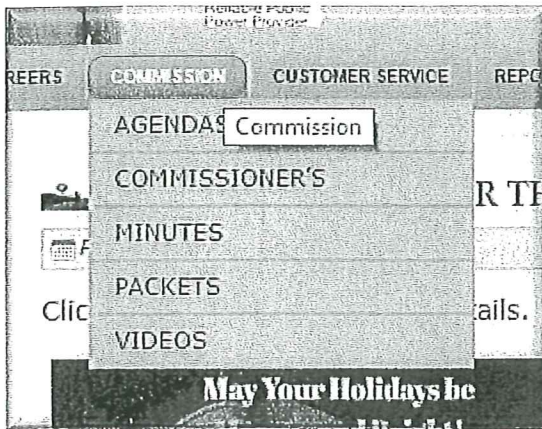
Beginning with the first SPU Commission meeting in 2018, Commission agenda packets will be available to the public. The packets will be available from our SPU website, **spucweb.com**.

The public can access the agenda packets by clicking on the **Commission** tab at the top of our website. This will be followed by a drop down menu, then simply click on the **packets** link.

The agenda packets will be available on the Friday before each scheduled meeting.



**SHAKOPEE PUBLIC UTILITIES
MEMORANDUM**

TO: John R. Crooks, Utilities Manager *JRC*
FROM: Lon R. Schemel, Water Superintendent *LS*
SUBJECT: **Public Packet Webpage**
DATE: December 13th, 2017



The PACKETS page of our website is now accessible to the public. This is where the materials for our Commissioners is located. There is now a page titled COMMISSIONER'S where sensitive material can be accessed by our Commission members as needed via password.

SHAKOPEE PUBLIC UTILITIES
MEMORANDUM

TO: John R. Crooks, Utilities Manager 
FROM: Lon R. Schemel, Water Superintendent 
SUBJECT: **WEBSITE UPDATE**
DATE: January 10, 2018

This update is for September 28, 2017, to January 10, 2018.

We now have enough data in Google Analytics to compare previous periods with previous years. These Google Analytics pages are compared to the previous year's period from September 28, 2016, to January 10, 2017.



SiteLock, the global leader in [website security](#), protects you from hackers, spam, viruses, and scams, [removes malware](#), and provides [PCI Compliance](#).

SiteLock has verified this website: 01/10/2018

spucweb.com



Company Name

Shakopee Public Utilities

Domain

spucweb.com

Verified spam-free

01/10/2018

Verified malware-free

01/10/2018

Got an online business? [Get protected by SiteLock.](#) >>>



FIND
Malware & Threats



FIX
Website Issues



PREVENT
Website Attacks



ACCELERATE
Performance



COMPLY
with PCI

Disclaimer: SiteLock provides independent network security and business verification services. We take great care to ensure that our certified information is current and accurate. All information provided is subject to change without notice. While SiteLock verifies a company's validity, it does not guarantee business performance.

© Copyright 2018 Data provided by [SiteLock](#)

Audience Overview

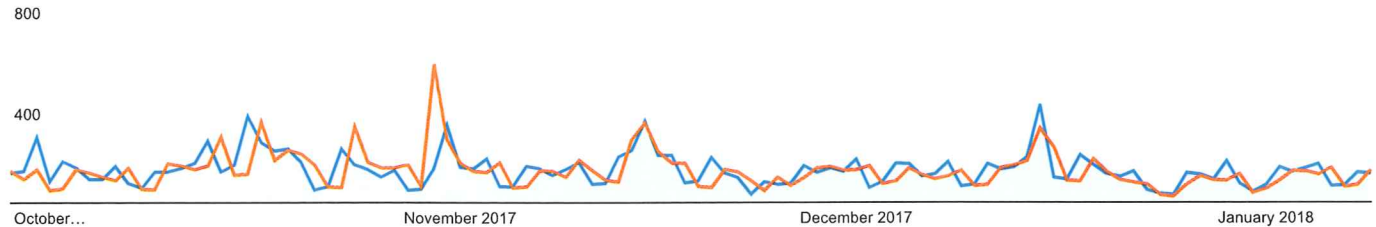
All Users
+0.00% Sessions

Sep 28, 2017 - Jan 9, 2018
Compare to: Sep 28, 2016 - Jan 9, 2017

Overview

Sep 28, 2017 - Jan 9, 2018: Sessions

Sep 28, 2016 - Jan 9, 2017: Sessions



Sessions

2.28%

13,352 vs 13,054



Users

-2.02%

8,087 vs 8,254



Pageviews

0.59%

28,636 vs 28,469



Pages / Session

-1.66%

2.14 vs 2.18



Avg. Session Duration

-5.34%

00:02:07 vs 00:02:14



Bounce Rate

-4.28%

27.31% vs 28.53%



% New Sessions

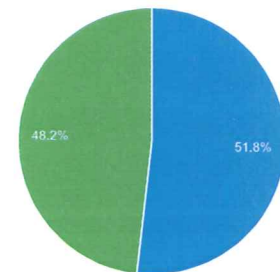
-5.88%

48.17% vs 51.17%

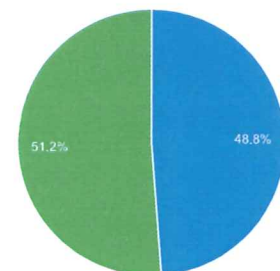


Returning Visitor New Visitor

Sep 28, 2017 - Jan 9, 2018



Sep 28, 2016 - Jan 9, 2017



Language

Sessions % Sessions

1. en-us

Sep 28, 2017 - Jan 9, 2018

13,171

98.64%

Sep 28, 2016 - Jan 9, 2017

12,581

96.38%

% Change

4.69%

2.35%

2. en-gb

Sep 28, 2017 - Jan 9, 2018

67

0.50%

Sep 28, 2016 - Jan 9, 2017

27

0.21%

% Change

148.15%

142.61%

3. (not set)

Sep 28, 2017 - Jan 9, 2018

33

0.25%

Sep 28, 2016 - Jan 9, 2017

170

1.30%

% Change

-80.59%

-81.02%

4. es-xl

Sep 28, 2017 - Jan 9, 2018

|

Sep 28, 2017 - Jan 9, 2018	14	0.10%
Sep 28, 2016 - Jan 9, 2017	12	0.09%
% Change	16.67%	14.06%
5. es-419		
Sep 28, 2017 - Jan 9, 2018	7	0.05%
Sep 28, 2016 - Jan 9, 2017	22	0.17%
% Change	-68.18%	-68.89%
6. vi		
Sep 28, 2017 - Jan 9, 2018	7	0.05%
Sep 28, 2016 - Jan 9, 2017	13	0.10%
% Change	-46.15%	-47.36%
7. zh-cn		
Sep 28, 2017 - Jan 9, 2018	7	0.05%
Sep 28, 2016 - Jan 9, 2017	5	0.04%
% Change	40.00%	36.88%
8. es		
Sep 28, 2017 - Jan 9, 2018	5	0.04%
Sep 28, 2016 - Jan 9, 2017	5	0.04%
% Change	0.00%	-2.23%
9. en		
Sep 28, 2017 - Jan 9, 2018	4	0.03%
Sep 28, 2016 - Jan 9, 2017	12	0.09%
% Change	-66.67%	-67.41%
10. ru-ru		
Sep 28, 2017 - Jan 9, 2018	4	0.03%
Sep 28, 2016 - Jan 9, 2017	4	0.03%
% Change	0.00%	-2.23%

Users Flow

Sep 28, 2017 - Jan 9, 2018
Compare to: Sep 28, 2016 - Jan 9, 2017

All Users
+0.00% Sessions

Country

United States
13K ▲3%

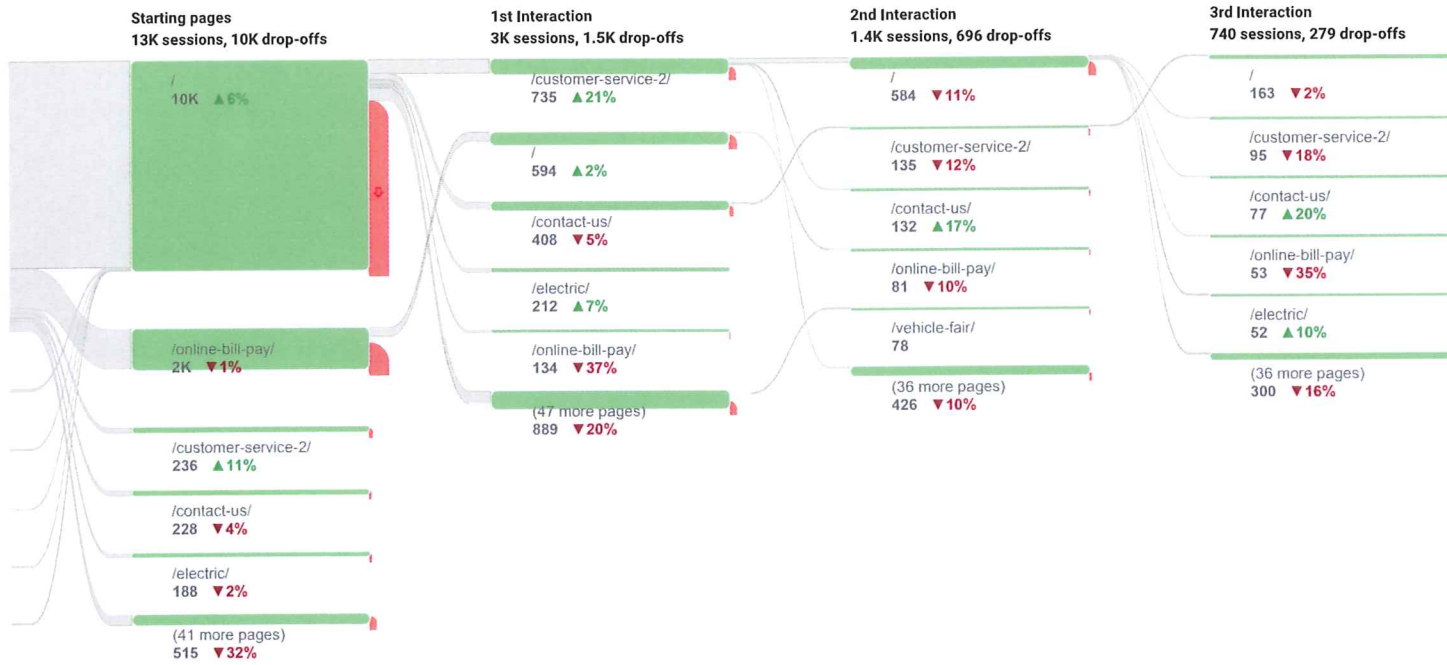
India
126 ▲270%

(not set)
40 ▼43%

United Kingdom
3 ▼95%

Russia
2 ▼98%

...
124 ▼12%



Devices

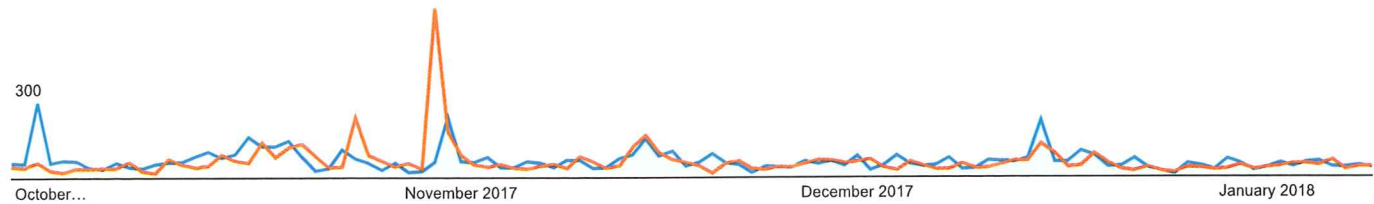
 All Users
 +0.59% Sessions

Sep 28, 2017 - Jan 9, 2018
 Compare to: Sep 28, 2016 - Jan 9, 2017

Explorer

Summary

Sep 28, 2017 - Jan 9, 2018: ● Sessions
 Sep 28, 2016 - Jan 9, 2017: ● Sessions
 600



Mobile Device Info	Acquisition			Behavior			Conversions	eCommerce	
	Sessions	% New Sessions	New Users	Bounce Rate	Pages / Session	Avg. Session Duration	Transactions	Revenue	Ecommerce Conversion Rate
	3.90% ▲ 5,060 vs 4,870	11.99% ▼ 46.23% vs 52.53%	8.56% ▼ 2,339 vs 2,558	15.05% ▲ 26.46% vs 31.15%	4.10% ▲ 2.78 vs 2.67	1.06% ▼ 00:02:14 vs 00:02:16	0.00% 0 vs 0	0.00% \$0.00 vs \$0.00	0.00% 0.00% vs 0.00%
1. Apple iPhone									
Sep 28, 2017 - Jan 9, 2018	2,232 (44.11%)	48.92%	1,092 (46.69%)	26.97%	2.83	00:02:11	0 (0.00%)	\$0.00 (0.00%)	0.00%
Sep 28, 2016 - Jan 9, 2017	1,901 (39.03%)	52.71%	1,002 (39.17%)	28.41%	2.80	00:02:13	0 (0.00%)	\$0.00 (0.00%)	0.00%
% Change	17.41%	-7.18%	8.98%	-5.05%	0.91%	-1.14%	0.00%	0.00%	0.00%
2. Apple iPad									
Sep 28, 2017 - Jan 9, 2018	520 (10.28%)	42.88%	223 (9.53%)	29.42%	1.78	00:02:26	0 (0.00%)	\$0.00 (0.00%)	0.00%
Sep 28, 2016 - Jan 9, 2017	521 (10.70%)	54.13%	282 (11.02%)	34.36%	1.69	00:01:55	0 (0.00%)	\$0.00 (0.00%)	0.00%
% Change	-0.19%	-20.77%	-20.92%	-14.36%	5.43%	26.42%	0.00%	0.00%	0.00%
3. Samsung SM-G930V Galaxy S7									
Sep 28, 2017 - Jan 9, 2018	117 (2.31%)	35.04%	41 (1.75%)	20.51%	3.37	00:01:47	0 (0.00%)	\$0.00 (0.00%)	0.00%
Sep 28, 2016 - Jan 9, 2017	86 (1.77%)	52.33%	45 (1.76%)	33.72%	3.21	00:02:35	0 (0.00%)	\$0.00 (0.00%)	0.00%
% Change	36.05%	-33.03%	-8.89%	-39.17%	4.93%	-31.38%	0.00%	0.00%	0.00%
4. Samsung SM-G955U Galaxy S8+									
Sep 28, 2017 - Jan 9, 2018	106 (2.09%)	36.79%	39 (1.67%)	22.64%	3.78	00:02:25	0 (0.00%)	\$0.00 (0.00%)	0.00%
Sep 28, 2016 - Jan 9, 2017	0 (0.00%)	0.00%	0 (0.00%)	0.00%	0.00	00:00:00	0 (0.00%)	\$0.00 (0.00%)	0.00%
% Change	∞%	∞%	∞%	∞%	∞%	∞%	0.00%	0.00%	0.00%
5. Samsung SM-G950F Galaxy S8									
Sep 28, 2017 - Jan 9, 2018	104 (2.06%)	47.12%	49 (2.09%)	25.00%	3.42	00:01:52	0 (0.00%)	\$0.00 (0.00%)	0.00%
Sep 28, 2016 - Jan 9, 2017	0		0				0	\$0.00	

	(0.00%)	0.00%	(0.00%)	0.00%	0.00	00:00:00	(0.00%)	(0.00%)	0.00%
% Change	∞%	∞%	∞%	∞%	∞%	∞%	0.00%	0.00%	0.00%
6. Microsoft Windows RT Tablet									
Sep 28, 2017 - Jan 9, 2018	96 (1.90%)	57.29%	55 (2.35%)	23.96%	1.65	00:02:42	0 (0.00%)	\$0.00 (0.00%)	0.00%
Sep 28, 2016 - Jan 9, 2017	1 (0.02%)	0.00%	0 (0.00%)	100.00%	1.00	00:00:00	0 (0.00%)	\$0.00 (0.00%)	0.00%
% Change	9,500.00%	∞%	∞%	-76.04%	64.58%	∞%	0.00%	0.00%	0.00%
7. Samsung SM-N950U Galaxy Note8									
Sep 28, 2017 - Jan 9, 2018	78 (1.54%)	38.46%	30 (1.28%)	15.38%	3.15	00:02:14	0 (0.00%)	\$0.00 (0.00%)	0.00%
Sep 28, 2016 - Jan 9, 2017	0 (0.00%)	0.00%	0 (0.00%)	0.00%	0.00	00:00:00	0 (0.00%)	\$0.00 (0.00%)	0.00%
% Change	∞%	∞%	∞%	∞%	∞%	∞%	0.00%	0.00%	0.00%
8. (not set)									
Sep 28, 2017 - Jan 9, 2018	76 (1.50%)	57.89%	44 (1.88%)	31.58%	2.68	00:02:00	0 (0.00%)	\$0.00 (0.00%)	0.00%
Sep 28, 2016 - Jan 9, 2017	119 (2.44%)	59.66%	71 (2.78%)	26.05%	2.03	00:02:19	0 (0.00%)	\$0.00 (0.00%)	0.00%
% Change	-36.13%	-2.97%	-38.03%	21.22%	32.54%	-13.43%	0.00%	0.00%	0.00%
9. Samsung SM-G930T Galaxy S7									
Sep 28, 2017 - Jan 9, 2018	60 (1.19%)	46.67%	28 (1.20%)	25.00%	4.00	00:01:49	0 (0.00%)	\$0.00 (0.00%)	0.00%
Sep 28, 2016 - Jan 9, 2017	63 (1.29%)	53.97%	34 (1.33%)	23.81%	2.59	00:00:48	0 (0.00%)	\$0.00 (0.00%)	0.00%
% Change	-4.76%	-13.53%	-17.65%	5.00%	54.60%	128.36%	0.00%	0.00%	0.00%
10. Samsung SM-G935V Galaxy S7 Edge									
Sep 28, 2017 - Jan 9, 2018	58 (1.15%)	41.38%	24 (1.03%)	25.86%	2.95	00:01:29	0 (0.00%)	\$0.00 (0.00%)	0.00%
Sep 28, 2016 - Jan 9, 2017	1 (0.02%)	100.00%	1 (0.04%)	100.00%	1.00	00:00:00	0 (0.00%)	\$0.00 (0.00%)	0.00%
% Change	5,700.00%	-58.62%	2,300.00%	-74.14%	194.83%	∞%	0.00%	0.00%	0.00%

Rows 1 - 10 of 461

Network Referrals

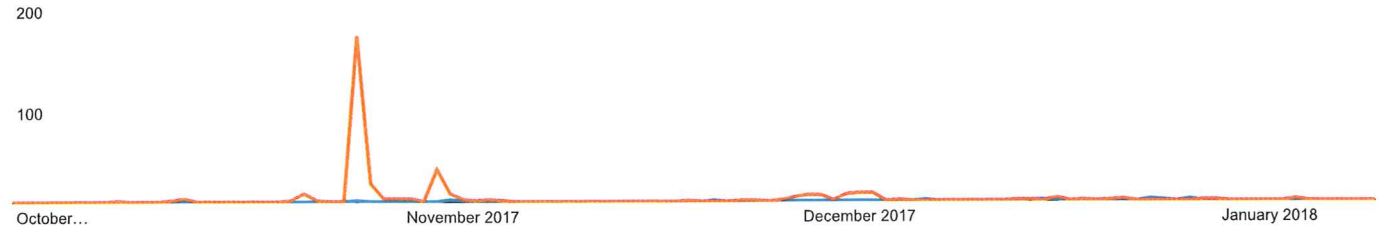
Sep 28, 2017 - Jan 9, 2018
Compare to: Sep 28, 2016 - Jan 9, 2017

All Users
+0.00% Sessions

Social Referral

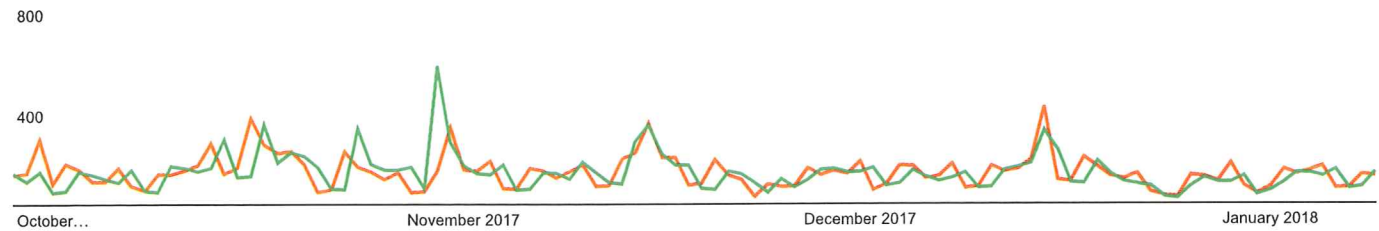
Sep 28, 2017 - Jan 9, 2018: Sessions via Social Referral

Sep 28, 2016 - Jan 9, 2017: Sessions via Social Referral



Sep 28, 2017 - Jan 9, 2018: All Sessions

Sep 28, 2016 - Jan 9, 2017: All Sessions



Social Network	Sessions	Pageviews	Avg. Session Duration	Pages / Session
1. Facebook				
Sep 28, 2017 - Jan 9, 2018	14 (100.00%)	41 (100.00%)	00:04:18	2.93
Sep 28, 2016 - Jan 9, 2017	260 (100.00%)	338 (100.00%)	00:00:30	1.30
% Change	-94.62%	-87.87%	764.96%	125.27%

Rows 1 - 1 of 1

Social Users Flow

Sep 28, 2017 - Jan 9, 2018
Compare to: Sep 28, 2016 - Jan 9, 2017

All Users
+0.00% Sessions

Social Network

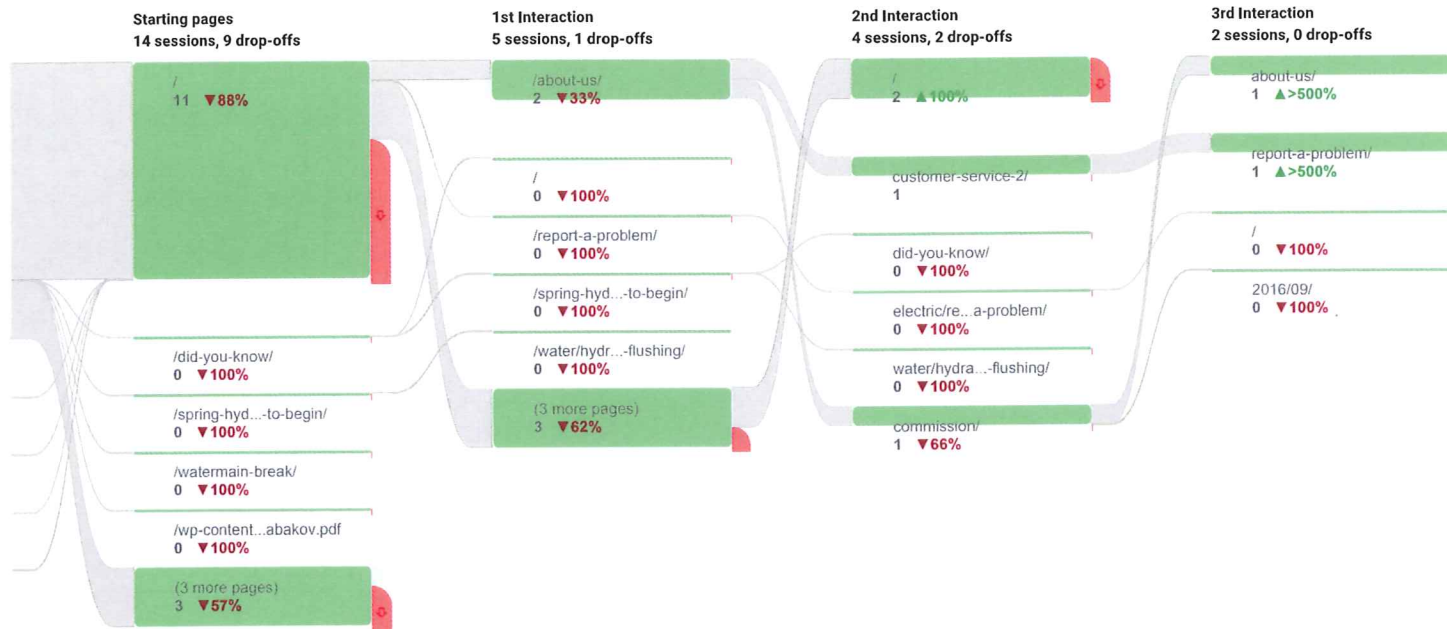
Facebook
14 ▼ 94%





























































LinkedIn
0 ▼ 100%

Stack Exchange
0 ▼ 100%

Twitter
0 ▼ 100%

reddit
0 ▼ 100%



		Video #	Title	Uploaded	Frame Size	Duration	Size	Plays		
<input type="checkbox"/>		12679621	 12 18 2017	19 Dec 2017 	720x406	42m 32s	1gb	7	embed	Manage
<input type="checkbox"/>		12528819	 12 4 2017	06 Dec 2017 	720x406	51m 43s	974mb	1	embed	Manage
<input type="checkbox"/>		12356780	 11 20 2017	21 Nov 2017 	720x400	1h 14m 47s	1gb	6	embed	Manage
<input type="checkbox"/>		12204330	 11 6 2017	08 Nov 2017 	720x400	2h 9m 41s	1gb	7	embed	Manage
<input type="checkbox"/>		11975486	 10 16 2017	18 Oct 2017 	720x406	1h 1m 36s	1gb	7	embed	Manage
<input type="checkbox"/>		11787338	 10 2 2017	03 Oct 2017 	720x406	32m 15s	988mb	2	embed	Manage
<input type="checkbox"/>		11634942	 9 18 2017	20 Sep 2017 	720x406	23m 26s	795mb	3	embed	Manage
<input type="checkbox"/>		11480407	 9 5 2017	06 Sep 2017 	720x400	1h 28m 9s	1gb	2	embed	Manage
<input type="checkbox"/>		11113622	 8 7 2017	08 Aug 2017 	720x406	1h 1m 1s	1gb	2	embed	Manage
<input type="checkbox"/>		10898199	 7 17 2017	19 Jul 2017 	720x400	1h 9m 48s	1gb	4	embed	Manage
<input type="checkbox"/>		10584983	 6 19 2017	20 Jun 2017 	720x406	29m 16s	987mb	3	embed	Manage
<input type="checkbox"/>		10425819	 6 5 2017	06 Jun 2017 	720x406	46m 47s	1gb	4	embed	Manage
<input type="checkbox"/>		10205679	 5 15 2017	16 May 2017 	720x406	34m 36s	974mb	5	embed	Manage
<input type="checkbox"/>		10087659	 5 1 2017	04 May 2017 	720x406	1h 1m 26s	1gb	8	embed	Manage
<input type="checkbox"/>		9923375	 4 17 2017	18 Apr 2017 	720x396	1h 20m 36s	1gb	2	embed	Manage
<input type="checkbox"/>		9795820	 4 2 2017	06 Apr 2017 	720x400	1h 22m 51s	1gb	6	embed	Manage
<input type="checkbox"/>		9632268	 3 20 2017	21 Mar 2017 	720x406	1h 2m 38s	1gb	10	embed	Manage
<input type="checkbox"/>		9479672	 3 6 2017	07 Mar 2017 	720x406	41m 44s	857mb	6	embed	Manage
<input type="checkbox"/>		9351773	 2 21 2017	23 Feb 2017 	720x406	44m 25s	910mb	10	embed	Manage
<input type="checkbox"/>		9192557	 2 6 2017	08 Feb 2017 	720x396	1h 23m 24s	1gb	8	embed	Manage